

PROFESSIONALS AT WORK

NC storage and transport systems made by LISTA give you the perfect solution for your tool logistics. Our NC modules not only provide professional storage in inserts specially optimised for your machining and cutting tools, but also a safe method of transporting them. Tools are stored in a space-saving and organised way and are always within reach and ready for use. That's not all: our NC modules can be individually equipped and can of course be freely combined with the entire LISTA system in order to make the best possible use of the valuable space in your production facility.



+ Safe, neat and orderly storage
in high-quality inserts made from break-proof, impact-proof and oil-resistant ABS material tailored to hold your cutting tools

+ Optimum use of space
because these high-capacity systems are not only space-saving, but the tools are just where you need them – right next to the machine

+ Customised and easy to assemble
using tool holders with snap fasteners for tool-free insertion and removal

+ Secure transport
thanks to robust and stable design

+ User-friendly and ergonomic
because tool holders can be fitted at an angle and shelves and drawers can be pulled out

>> Benefits of the LISTA drawer cabinets
see p. 38/39

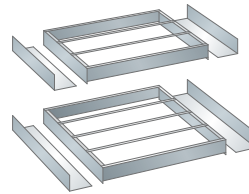
Partitioning schemes for NC tool containers

The capacity of each of the different storage and transport units for NC tools is given in the table below. The partitioning scheme for each type of tool is given next to the corresponding article number. With this scheme you can use the table to calculate the maximum capacity for each storage and transport unit used.

Insert frames in drawers and NC transport units

Units (E)	Dimensions mm (W×D)	A	B	D	E	F	G	H
36 × 27 E*	612 × 459	27	24	21	18	15	12	3
54 × 27 E	918 × 459	42	39	33	27	24	21	–
36 × 36 E*	612 × 612	36	32	28	24	20	16	4

* also for NC transport units



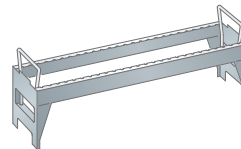
NC storage in vertical pull-outs

» Drawer storage walls and vertical pull-out cabinets see p. 84 and 190

Tool cradles for NC cabinets and NC transport units

suitable for Width (E)	Dimensions mm (W×D)	A	B	D	E	F	G	H
36 E*	562 × 140	9	8	7	6	5	4	1
54 E**	946 × 140	16	14	12	10	8	7	–

* for NC transport trolleys and vertical pull-out cabinets (see p. 190) ** for NC cabinets

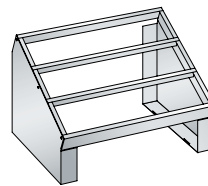


NC storage in transport units

NC bench stand

With insert frame for 3 strips.

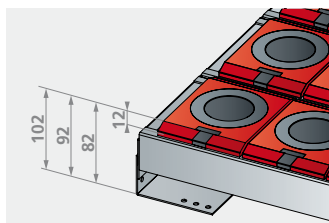
Units (E)	Dimensions mm (W×D)	A	B	D	E	F	G	H
36 × 27 E	588 × 413 × 345	27	24	21	18	15	12	3



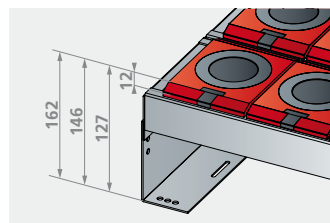
NC storage in bench stand

Version with pair of frame supports

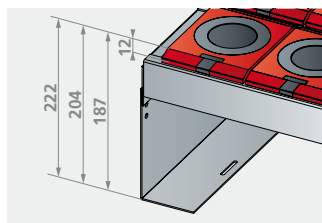
LISTA frame supports for NC systems have adjustable ranges with three positions so that the height can be variably adjusted to match the items stored. The distance from the insert frame to the top of the tool holder is always 12 mm.



For storage heights
82 – 102 mm
(27 E and 36 E)



For storage heights
127 – 162 mm
(27 E and 36 E)



For storage heights
187 – 222 mm
(27 E and 36 E)

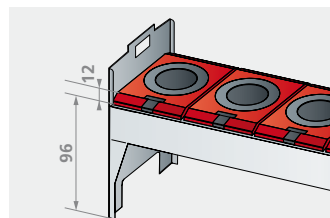


NC storage in drawers

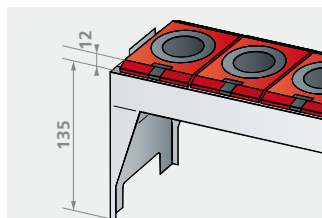
» Drawer cabinets with hinged or sliding doors see p. 74

Version with tool cradles

LISTA tool cradles for NC systems are available in two heights. The distance from the cradle to the top of the tool holder is always 12 mm.



For storage heights 96 – 135 mm
(27 E and 36 E)




NC storage in cabinets

NC tool holder system

With this system a number of versions are available for different tools and can be fitted in a support in any combination. The holders are screwed together or fixed by means of snap fastener. Specification: high-quality plastic. Colour: red.



Note
HSK tool holders are available in green on request. The red and green tool holders are required to differentiate between sharp and used tools.



» Partitioning schemes
see p. 101



ISO-SK tool holders

Specification	Width mm	Height mm	Cone Ø top mm	Number of tools per holder	Partitioning schemes	Art. no.
ISO-SK 30	65,6	49	31,8	1	B	12.880.000
ISO-SK 40	65,6	60,5	44,5	1	B	12.062.000
ISO-SK 45	105	75	57,2	1	F	12.877.000
ISO-SK 50	105	90	69,9	1	F	12.875.000



HSK tool holders

Specification	Width mm	Height mm	Cone Ø top mm	Number of tools per holder	Partitioning schemes	Art. no.
HSK 32 A+C+E/40 B+D+F	58	31	24	1	A	15.314.000
HSK 40 A+C+E/50 B+D+F	58	31	30	1	A	15.318.000
HSK 50 A+C+E/63 B+D+F	65,6	31	38	1	B	15.319.000
HSK 63 A+C+E/80 B+D+F	87,5	34	48	1	E	15.320.000
HSK 80 A+C+E/100 B+D+F	105	42	60	1	F	15.330.000
HSK 100 A+C+E/125 B+D+F	120	52	75	1	G	15.336.000

Tool holders for HSC hollow shaft cylinders are available on request.



VDI tool holders

Specification	Width mm	Height mm	Cylindrical hole Ø mm	Number of tools per holder	Partitioning schemes	Art. no.
VDI 20 cylindrical*	58	20	20,5	1	A	15.329.000
VDI 25 cylindrical*	58	20	25,4	1	A	12.866.000
VDI 30 cylindrical	65,6	69,5	30,5	1	B	12.887.000
VDI 40 cylindrical	87,5	77,5	40,5	1	E	12.886.000
VDI 50 cylindrical	87,5	93,5	50,0	1	E	12.885.000
VDI 60 cylindrical	105	108,5	60,5	1	F	12.884.000

*Screwed, see tool holders to drill out yourself.



Capto tool holders

Specification	Width mm	Height mm	Cone Ø top mm	Number of tools per holder	Partitioning schemes	Art. no.
Capto C3	58	31,5	22	1	A	12.650.000
Capto C4	58	31,5	28	1	A	12.651.000
Capto C5	65,6	31,5	35	1	B	12.652.000
Capto C6	87,5	34	44	1	E	12.653.000
Capto C8	105	42	55	1	F	12.654.000
Capto C10	120	52	72	1	G	12.655.000

Tool holders to drill out yourself

For any tools.

Specification	Width mm	Depth mm	Height mm	Number of tools per holder	Partitioning schemes	Art. no.
for you to drill out 58*	58	138	20	as you like	A	12.832.000
for you to drill out 535*	535	138	20	as you like	H	12.838.000

*Screwed.



* **Explanation of "screwed"**: screwed tool holders are screwed onto the insert frame or the tool cradle frame with 1 or 2 allen screws.

Insert frame and pairs of frame supports

Available as a set or as individual components. One pair of frame supports is needed for each insert frame. By having frame supports in different heights which can be screwed onto the perforated drawer base together with the insert frame, tools with different cone lengths can be stored in drawers.



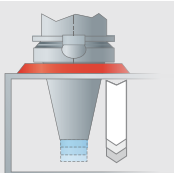
Adjustable ranges see p. 101

Partitioning schemes see p. 101



Ordering information

Always take into account the maximum storage height of the tools including any fitting pins.



Insert frame for drawers

To accommodate all types of tool holder. One pair of frame supports is needed for each insert frame. Including screw fasteners. Without pair of frame supports. Specification: steel sheet. Colour: grey, NCS S 4502-B.

For drawer sizes Unit (E)	Number of rows	Width mm	Depth mm	Height mm	Art. no.
36 × 27 E	3	584	447	64	12.846.000
54 × 27 E	3	890	447	64	12.243.000
36 × 36 E	4	584	596	64	12.848.000



Pair of frame supports for insert frame

The position of the insert frames can be adjusted for height. Not necessary for tools with a height of less than 64 mm. Including screw fasteners. Specification: steel sheet. Colour: grey, NCS S 4502-B.

For depth (E)	Specification	Height mm	Cone length mm	Art. no.
27 E	447/60–110	60–110	80–160	12.907.000
36 E	596/60–110	60–110	80–160	12.904.000

For insert frames 12.846.000, 12.243.000.

For insert frames 12.848.000.



Tool holder sets 36 × 27 E

For inserting into drawers. Includes 1 insert frame, 1 pair of frame supports Art. no. 12.907.000. Width 588 mm, depth 447 mm, height 82–162 mm.


Equipped with	Partitioning schemes	Art. no.
24 holders ISO-SK 40	B	80.824.000
15 holders ISO-SK 50	F	80.825.000
24 holders HSK 50 A+C+E/63 B+D+F	B	80.827.000
18 holders HSK 63 A+C+E/80 B+D+F	E	80.828.000



Tool holder sets 36 × 36 E

For inserting into drawers. Includes 1 insert frame, 1 pair of frame supports Art. no. 12.904.000. Width 588 mm, depth 596 mm, height 82–162 mm.

Equipped with	Partitioning schemes	Art. no.
32 holders ISO-SK 40	B	80.829.000
20 holders ISO-SK 50	F	80.830.000
32 holders HSK 50 A+C+E/63 B+D+F	B	80.832.000
24 holders HSK 63 A+C+E/80 B+D+F	E	80.833.000





NC cabinets with roller shutters

W → 1038 mm **D** ↗ 691 mm **H** ↑ 1950 mm Specification to suit size **54 × 27 E**

918 × 459 mm

Specification

Holder type

Partitioning schemes

Art. no.



4 Drawers (front height 75 mm, load capacity 200 kg),
4 Insert frames including pair of frame supports, Art. no. 12.907.000, including single-drawer opening system

without tool holder	–	78.971.XXX
156 holders ISO-SK 40	B	78.972.XXX
96 holders ISO-SK 50	F	78.973.XXX
108 holders HSK 63 A+C+E/80 B+D+F	E	78.975.XXX



8 Tool cradle
8 Pair of frame supports, at an angle of 15°, Art. no. 12.047.000

without tool holder	–	15.315.XXX
112 holders ISO-SK 40	B	15.635.XXX
64 holders ISO-SK 50	F	15.636.XXX
80 holders HSK 63 A+C+E/80 B+D+F	E	18.395.XXX



4 Tool cradle,
2 Drawers (front heights 100 / 150 mm, load capacity 200 kg),
1 Pull-out shelves (200 kg), including single-drawer opening system

without tool holder	–	15.317.XXX
56 holders ISO-SK 40	B	15.639.XXX
32 holders ISO-SK 50	F	15.640.XXX
40 holders HSK 63 A+C/80 B+D	E	15.962.XXX



Fully extendable drawers

- load capacity 200 kg
- perfectly smooth running through differential pull-out without a crossbar
- details see p. 40



Insert frames and pairs of frame supports

- insert frames can be used in cabinets, drawers and transport units
- tool cradles horizontal or at a slight incline, can easily be attached to vertical pull-outs, table stands, transport units and cabinets without screws
- for quick and safe access

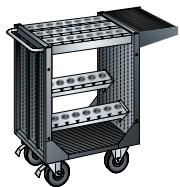
» Partitioning schemes see p. 101

» Please contact us for more configuration options



NC transport unit

W → 1077 mm **D** ↗ 514 mm **H** ↑ 927 mm **Specification to suit size** 36 × 27 E



Specification
 1 rack on the front, including PVC ribbed mat,
 1 insert frame with pair of frame supports,
 2 tool cradle with pair of frame supports, angled 15°
 wheel diameter Ø 160 mm, rubber castors, load capacity 540 kg

Holder type	Partitioning schemes	Art. no.
without tool holder	–	15.419.XXX
40 holders ISO-SK 40	B	18.364.XXX
25 holders ISO-SK 50	F	18.365.XXX
30 holders HSK 63 A+C+E/80 B+D+F	E	18.368.XXX

W → 1080 mm **D** ↗ 692 mm **H** ↑ 970 mm **Specification to suit size** 36 × 36 E




Specification
 1 insert frame with pair of frame supports,
 2 tool cradle with pair of frame supports, angled 15°,
 2 adjustable shelves including PVC ribbed mat
 wheel diameter Ø 200 mm, rubber castors, load capacity 800 kg

Holder type	Partitioning schemes	Art. no.
without tool holder	–	15.420.XXX
48 holders ISO-SK 40	B	18.369.XXX
30 holders ISO-SK 50	F	18.370.XXX
36 holders HSK 63 A+C+E/80 B+D+F	E	18.373.XXX

NC bench stand

W → 588 mm **D** ↗ 413 mm **H** ↑ 345 mm **Specification to suit size** 36 × 27 E



Specification
 With screwed in insert frame for 3 strips.
Specification: steel sheet.
Colour: grey, NCS S 4502-B.
Side elements: as per colour chart

Holder type	Partitioning schemes	Art. no.
without tool holder	–	12.959.XXX
24 holders ISO-SK 40	B	15.431.XXX
15 holders ISO-SK 50	F	15.432.XXX
18 holders HSK 63 A+C+E/80 B+D+F	E	18.353.XXX



➤ Partitioning schemes see p. 101

➤ Please contact us for more configuration options

